

## Mixing ratios

### Wallpaint, powder

Hue A	Hue B	Hue C
5 kg white powder 500 g pigments	5 kg white powder 175 g pigments	5 kg white powder 40 g pigments
10 kg white powder 1 kg pigments	10 kg white powder 2x 175 g pigments	10 kg white powder 75 g pigments
25 kg white powder 2,5 kg pigments	25 kg white powder 1x 500 g, 2x 175 g pig.	25 kg white powder 175 g pigments

Casein Marble Paint, Distemper, Vega Wallpaint, Claypaint -smooth-

### Plaster

Hue A	Hue B	Hue C
10 kg white powder 500 g pigments	10 kg white powder 175 g pigments	10 kg white powder 40 g pigments
25 kg white powder 1,25 kg pigments	25 kg white powder 2x 175 g, 1x 75 g pig.	25 kg white powder 85 g pigments

Marble Fibre Render, Brush- and Roll-on Plaster, Lime Wall Finish -smooth-, Lime Wall Finish -fine-, Lime Wall Finish, Claypaint -textured-

### Wallpaint, liquid

Hue A	Hue B	Hue C
5 l white paint 500 g pigments	5 l white paint 175 g pigments	5 l white paint 40 g pigments
10 l white paint 1 kg pigments	10 l white paint 2x 175 g pigments	10 l white paint 75 g pigments

Lime Paint, Lime Paint -textured-, GekkoSOL FINE grain, GekkoSOL COARSE grain, GekkoSOL Paint, Lime paint - high texture -

The quantities specified above refer to the respective package sizes. GekkoSOL products offer a more intense colour; Clay Paints have a slightly less vibrant hue. All names of the single pigments are written in German. To avoid misunderstandings please always refer to the code numbers. Variations in colour may occur due to the printing process. Prior to application please refer to the latest product information related to our wallpaints and renders, available at: [www.kreidezeit.de](http://www.kreidezeit.de)

## Erd- und Mineralpigmente


- Zum Abtönen unserer wässrigen Wandfarben, Wandlasuren, Putze und Wachse: Pigmente zuerst klümpchenfrei mit etwas Wasser anschlänmen und dann dem gewünschten Produkt beimischen.
- Zum Abtönen unserer ölbasierten Farben, Lasuren, Hartöle und Wachse: Pigmente zuerst klümpchenfrei mit etwas Öl oder Balsamterpentinöl anschlänmen und dann dem gewünschten Produkt beimischen.

Alle Pigmente sind lichtecht und mit Ausnahme der Ultramarine auch im Außenbereich geeignet.


## Earth- and Mineral Pigments

- For tinting our waterbased wall paints, wall glazes, plasters and waxes: mix pigments first with a little amount of water. Ensure that all clots are stirred out properly. Then add to the already mixed paint.
- For tinting our oilbased paints, lazures, hard oils and waxes: mix pigments first with a little amount of oil or balsamic turpentine oil. Ensure that all clots are stirred out properly. Then add to the chosen product.


All pigments are light stable, and under exception of the Ultramarine pigments, also suitable for exterior use.




Spinellgelb




Sonnengelb




Spinellorange




Goldocker, Italien




Ocker gelb




Orangeocker, Provence




Oxidorange




Siena rot, Italien




Ocker rot




Umbra rötlich




Umbra rotbraun, Italien




Umbra rehbraun




Umbra natur



Umbra schwarzbraun




Umbra dunkel, Ardennen




Umbra grün, Zypern



Umbra grünlich dunkel



Spinellgrün



Spinellmint




Spinelltürkis




Spinellblau



Ultramarin blau



Ultramarin violett



Eisenoxidschwarz



## Farbkarte


# Wandfarben & Putze



Pigment guide  
wall paints and renders




## CREATERRA




Spinellgelb Art. 861




Sonnengelb Art. 867




Spinellorange Art. 865




Goldocker, Italien Art. 821



Ocker gelb Art. 802




Orangeocker, Provence Art. 822




Oxidorange Art. 823




Siena rot, Italien Art. 824




Ocker rot Art. 803




Umbra rötlich Art. 808



Umbra rotbraun, Italien Art. 825




Umbra rehbraun Art. 805




Umbra natur Art. 915




Umbra schwarzbraun Art. 916




Umbra dunkel, Ardennen Art. 826




Umbra grün, Zypern Art. 827



Umbra grünlich dunkel Art. 807




Spinellgrün Art. 864




Spinellmint Art. 868




Spinelltürkis Art. 862



Spinellblau Art. 863



Ultramarin blau Art. 855



Ultramarin violett Art. 856



Eisenoxidschwarz Art. 850

# Mischungsverhältnisse

## Wandfarbe, Pulver

Tönung A	Tönung B	Tönung C
5 kg Pulver weiß 500 g Pigment	5 kg Pulver weiß 175 g Pigment	5 kg Pulver weiß 40 g Pigment
10 kg Pulver weiß 1 kg Pigment	10 kg Pulver weiß 2x 175 g Pigment	10 kg Pulver weiß 75 g Pigment
25 kg Pulver weiß 2,5 kg Pigment	25 kg Pulver weiß 1x 500 g, 2x 175 g Pig.	25 kg Pulver weiß 175 g Pigment

Kasein Marmormehlfarbe, Leimfarbe, Vega Wandfarbe, Lehmfarbe

## Putze

Tönung A	Tönung B	Tönung C
10 kg Pulver weiß 500 g Pigment	10 kg Pulver weiß 175 g Pigment	10 kg Pulver weiß 40 g Pigment
25 kg Pulver weiß 1,25 kg Pigment	25 kg Pulver weiß 2x 175 g, 1x 75 g Pig.	25 kg Pulver weiß 85 g Pigment

Marmor Faserputz, Kalkglätte, Streich- und Rollputz, Kalk Haftputz, Kalk Haftputz -fein-, Lehmstreichputz

## Wandfarbe, flüssig

Tönung A	Tönung B	Tönung C
5 l Farbe weiß 500 g Pigment	5 l Farbe weiß 175 g Pigment	5 l Farbe weiß 40 g Pigment
10 l Farbe weiß 1 kg Pigment	10 l Farbe weiß 2x 175 g Pigment	10 l Farbe weiß 75 g Pigment

Sumpfkalkfarbe, Sumpfkalkfarbe -gefüllt-, GekkoSOL FEIN-Korn und VOLL-Korn, GekkoSOL Farbe, Kalk Streichputz

Die Mischungsverhältnisse basieren auf unseren Standardverpackungsgrößen der Farben, Putze und Pigmente. Das Farbergebnis fällt bei GekkoSOL Produkten etwas intensiver und bei Lehmfarben etwas gedämpfter aus. Die Farbkarte dient allein der Orientierung. Drucktechnisch bedingte Farbabweichungen zu den Originalaufstrichen sind möglich. Zur Verarbeitung der einzelnen Produkte bitte die aktuelle Produktinformation beachten. [www.kreidezeit.de/produkte](http://www.kreidezeit.de/produkte)

überreicht durch/stockist: